


Afya na Mazingira

Kitabu cha Mwanafunzi

Darasa la Kwanza



Taasisi ya Elimu Tanzania

Mali ya Serikali ya Jamhuri ya Muungano wa Tanzania, Hakiuzwi

FOR ONLINE USE ONLY
DO NOT DUPLICATE

na Mazingira

**Kitabu cha Mwanafunzi
Darasa la Kwanza**

**JAMHURI YA MUUNGANO WA TANZANIA
WIZARA YA ELIMU, SAYANSI
NA TEKNOLOJIA**

Cheti cha Ithibati

Na. 565

Jina la Chapisho: Afya na Mazingira Kitabu cha Mwanafunzi Darasa la Kwanza
Mchapishaji: Taasisi ya Elimu Tanzania
Mwandishi: Taasisi ya Elimu Tanzania
ISBN: 978-9987-09-313-7

Kitabu hiki kimeidhinishwa na Wizara ya Elimu, Sayansi na
Teknolojia tarehe 12 Julai, 2021 kuwa Kitabu cha Kiada
kwa ajili ya Mwanafunzi wa Darasa la Kwanza katika ngazi ya
elimu ya Msingi nchini Tanzania kulingana na Muhtasari wa
Mwaka 2015.


Dkt. Lyabwene M. Mtahabwa
Kamishna wa Elimu

Taasisi ya Elimu Tanzania



FOR ONLINE USE ONLY
DO NOT DUPLICATE

© Taasisi ya Elimu Tanzania, 2018

Toleo la Kwanza 2018

Toleo la Pili 2021

ISBN 978 - 9987 - 09 - 313 - 7

Taasisi ya Elimu Tanzania

S.L.P. 35094

Dar es Salaam

Simu +255 735 041 170 / 735 041 168

Baruapepe director.general@tie.go.tz

Tovuti www.tie.go.tz

Haki zote zimehifadhiwa. Hairuhusiwi kunakili, kurudufu na kupiga chapa, kutafsiri wala kukitoa kitabu hiki kwa namna yoyote ile bila idhini ya maandishi ya Taasisi ya Elimu Tanzania.



FOR ONLINE USE ONLY
DO NOT DUPLICATE

Yaliyomo

Utangulizi..... iv

Shukurani..... v

Sura ya Kwanza
Mwili wa binadamu..... I

Sura ya Pili
Usafi wa mwili 8

Sura ya Tatu
Chakula bora..... 22

Sura ya Nne
Maji na afya zetu..... 29

Sura ya Tano
Virusi vya Ukimwi na UKIMWI..... 34

Sura ya Sita
Huduma ya kwanza..... 37

Sura ya Saba
Mazingira yetu..... 45

Sura ya Nane
Viumbe hai katika mazingira yetu..... 57



FOR ONLINE USE ONLY
DO NOT DUPLICATE

Utangulizi

Kitabu hiki kimeandaliwa kulingana na muhtasari wa elimu ya msingi darasa la kwanza, mwaka 2015. Ni kitabu kinachoundwa na sura kuu nane zenye kujenga umahiri wa afya na mazingira. Sura hizo ni mwili wa binadamu, Usafi wa mwili na chakula bora. Sura zingine ni maji na afya zetu, Virusi vya Ukimwi na UKIMWI, huduma ya kwanza, Mazingira yetu na viumbe hai katika mazingira yetu.

Maudhui ya kitabu hiki yatamjengea mwanafunzi umahiri wa kutunza afya na mazingira yake. Pia, yatamsaidia mwanafunzi kukuza stadi za Kusoma, Kuandika na Kuhesabu.



FOR ONLINE USE ONLY
DO NOT DUPLICATE

Shukurani

Taasisi ya Elimu Tanzania (TET) inatambua na kuthamini mchango muhimu wa washiriki waliofanikisha uandishi na maandalizi ya kitabu hiki.

TET inatoa shukurani za dhati kwa mchango uliotolewa na wataalamu wote walioshiriki kutayarisha kitabu hiki wakiwemo wachapaji, wasanifu, wahariri, wachoraji na wapiga chapa. Pia, inatoa shukurani kwa shule zote zilizoshiriki katika ujaribishaji wa maudhui na uhariri wa kitabu hiki.

Aidha, Taasisi inatoa shukurani za pekee kwa Shirika la “Global Partnership for Education (GPE)” kupitia Mradi wa Kukuza Stadi za Kusoma, Kuandika na Kuhesabu (KKK) uitwao “Literacy and Numeracy Education Support (LANES)” kwa ufadhili wao uliofanikisha kazi ya kutayarisha na kuchapa kitabu hiki.

Mwisho, Taasisi inatoa shukurani za pekee kwa Wizara ya Elimu, Sayansi na Teknolojia kwa kusimamia kwa ukaribu zoezi zima la uandishi wa kitabu hiki.



Dkt. Aneth A. Komba
Mkurugenzi Mkuu
Taasisi ya Elimu Tanzania



FOR ONLINE USE ONLY
DO NOT DUPLICATE



FOR ONLINE USE ONLY
DO NOT DUPLICATE

Sura ya Kwanza

Mwili wa binadamu



Katika sura hii utajifunza vipengele hivi

1. Sehemu za mwili.
2. Kazi za sehemu za mwili wa binadamu.

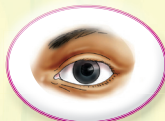


FOR ONLINE USE ONLY
DO NOT DUPLICATE

Sehemu za nje za mwili wa binadamu

Mwili wa binadamu una sehemu nyingi. Kila sehemu ina jina lake na kazi yake.

Wimbo



Mwili wangu una kichwa
macho, pua, masikio
Mdomo, kidevu, shingo
mabega x 2



Ni sehemu za nje za
mwili wangu x 2

Kifua, mikono, tumbo
Kiuno, mapaja, magoti
miguu na vidole x 2

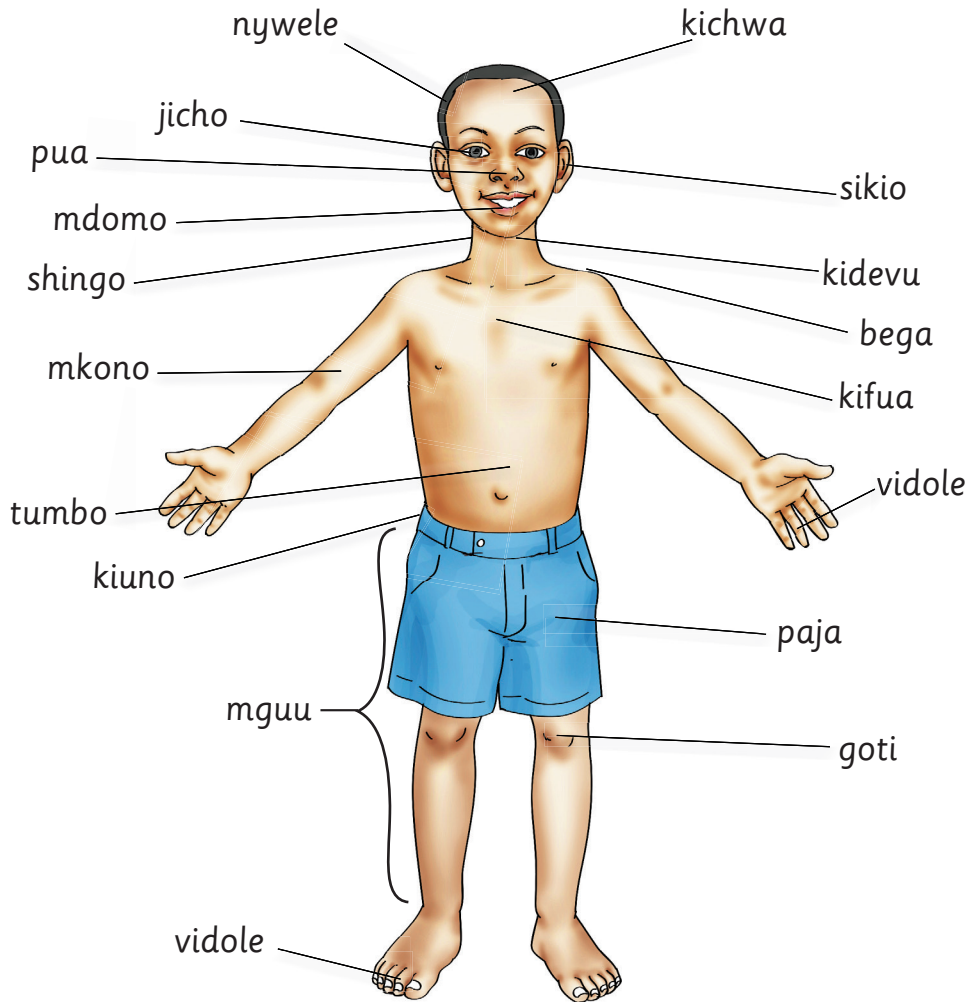


Ni sehemu za nje za
mwili wangu x 2



FOR ONLINE USE ONLY
DO NOT DUPLICATE


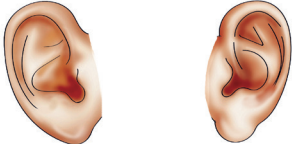
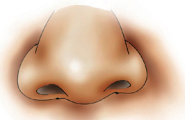
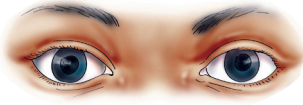

Angalia picha hii kisha soma majina ya sehemu za mwili.



Mwili wa binadamu una sehemu nyingi. Sehemu nyingine ziko moja moja. Nyingine ziko zaidi ya moja.

mfano pua moja
mikono miwili
vidole vitano

FOR ONLINE USE ONLY
DO NOT DUPLICATE

Picha	Idadi
	miwili
	mawili
	moja
	mawili
	vidole vitano

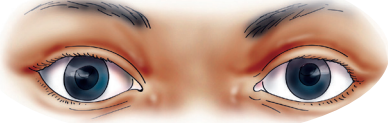





Zoezi la I

Jibu maswali haya.

1. Taja sehemu za nje za mwili wa binadamu.
2. Binadamu ana mikono mingapi?
3. Mikono yako ina jumla ya vidole vingapi?

FOR ONLINE USE ONLY
DO NOT DUPLICATE

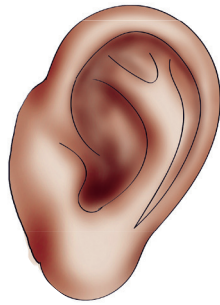
Kazi za sehemu za mwili wa binadamu

Sehemu ya mwili	Kazi yake
<p>1</p> 	<p>1</p> 
<p>2</p> 	<p>2</p> 
<p>3</p> 	<p>3</p> 



FOR ONLINE USE ONLY
DO NOT DUPLICATE


4



4



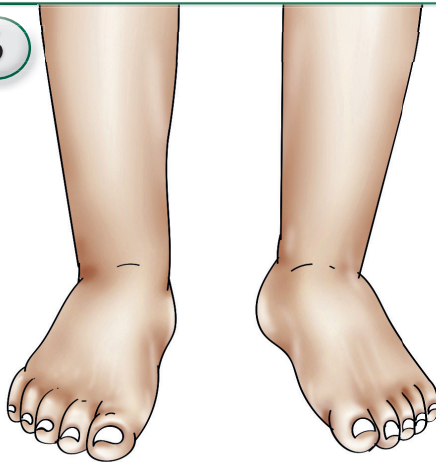
5



5



6







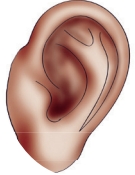





6



Zoezi la 2


Oanisha sehemu ya mwili na kazi yake.
Mfano Jicho - kusomea

Sehemu ya mwili	Kazi yake
 1	 1
 2	 2
 3	 3
 4	 4
 5	 5

FOR ONLINE USE ONLY
DO NOT DUPLICATE

Sura ya Pili

Usafi wa mwili

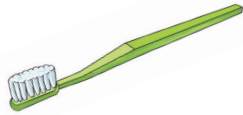


Katika sura hii utajifunza vipengele hivi

1. Usafi wa kinywa
2. Usafi wa macho, pua na uso
3. Usafi wa nywele
4. Usafi wa mikono na kucha
5. Usafi wa miguu na kucha
6. Kuoga

Usafi wa kinywa

Vifaa vya usafi wa kinywa



mswaki wa brashi



mswaki wa mti



dawa ya meno



maji

Hatua za kusafisha kinywa

1



Kuweka dawa ya meno kwenye mswaki

2

a



b



c



Kusugua meno



FOR ONLINE USE ONLY
DO NOT DUPLICATE

3



Kusafisha ulimi

4



Kusukutua kwa maji safi
na salama

5



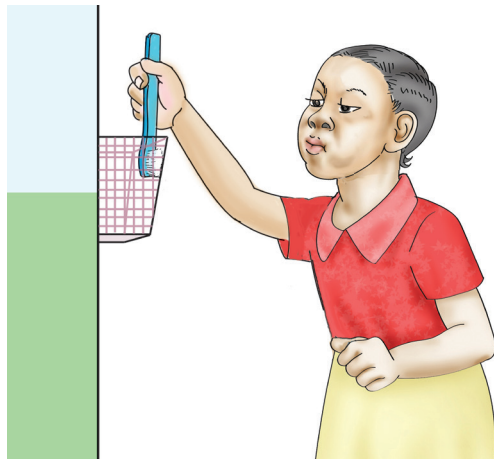
Kutema maji yaliyo mdomoni

6



Kuosha mswaki

7



Kuhifadhi mswaki

10



Zoezi la 1

Jibu maswali haya.

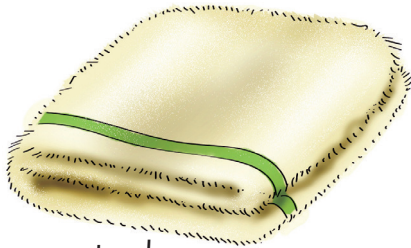
1. Taja vifaa vya usafi wa kinywa.
2. Kwa kushirikiana na mwenzako igiza kitendo cha kusafisha kinywa kwa kufuata hatua.

Tabia Njema


Safisha kinywa baada ya kula.

Usafi wa macho, pua na uso

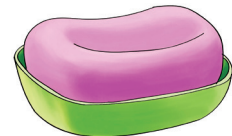
Vifaa vya usafi wa macho, pua na uso



taulo




kitambaa cha pamba



sabuni



kopo



beseni lenye maji



tishu



FOR ONLINE USE ONLY
DO NOT DUPLICATE

Angalia matendo katika picha hizi kisha jibu maswali yanayofuata.

1



Kusafisha macho

2



Kusafisha pua

3



Kusafisha uso

4



Kukausha uso

Zoezi la 2

Jibu maswali haya.


1. Taja vifaa vya kusafisha macho, pua na uso.
2. Kwa kushirikiana na mwenzako igiza vitendo vya kusafisha macho, pua na uso.

Tabia njema

1. Safisha pua kwa kutumia kitambaa au tishu.
2. Upigapo chafya, funika mdomo na pua. Geuka pembeni na uombe radhi.

Usafi wa nywele

Vifaa vya kufanyia usafi wa nywele




sabuni



chanuo



kopo




kitambaa cha pamba



kioo



mafuta



taulo



kitana



beseni lenye maji



FOR ONLINE USE ONLY
DO NOT DUPLICATE

Hatua za kusafisha nywele

1



Kusafisha nywele
kwa maji na sabuni

2



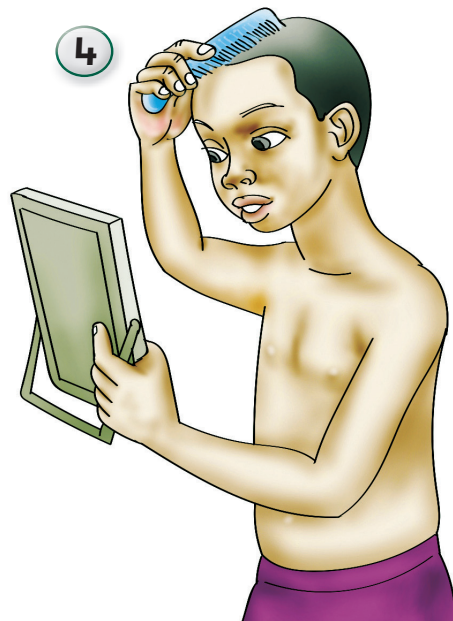
Kukausha nywele
kwa taulo

3



Kupaka nywele mafuta

4



Kuchana nywele

Zoezi la 3

Jibu maswali haya.

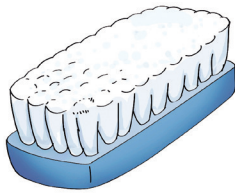
1. Taja vifaa vya kufanyia usafi wa nywele.
2. Igiza kitendo cha kuosha nywele kwa hatua.

Tabia njema

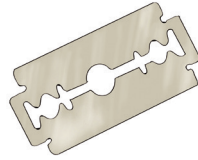
1. Chana nywele kila asubuhi.
2. Uchanapo nywele simama mbali na chakula ili usikichafue.

Usafi wa mikono na kucha

Vifaa vya kufanyia usafi wa mikono na kucha



brashi




wembe



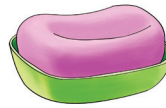
beseni



mkasi



taulo



sabuni



kikata kucha

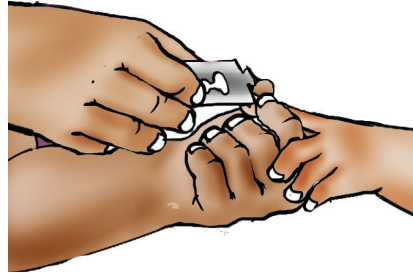


FOR ONLINE USE ONLY
DO NOT DUPLICATE

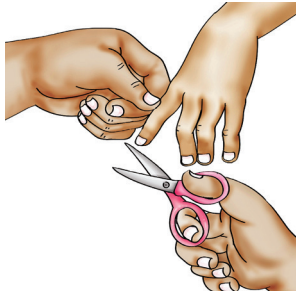
Kukata kucha kwa kutumia vifaa mbalimbali



Vidole vyenye kucha ndefu



Kukata kucha kwa
kutumia wembe



Kukata kucha kwa kutumia
mkasi



Kukata kucha kwa
kutumia kikata kucha



Kusafisha kucha kwa brashi,
maji na sabuni



Kucha zilizokatwa vizuri na
kusafishwa kwa maji

Tabia njema

Kata kucha zako mara kwa mara.

FOR ONLINE USE ONLY
DO NOT DUPLICATE

Hatua za kusafisha mikono

Kunawa mikono

1




2



3



4



Zoezi la 4

Jibu maswali haya.

1. Taja vifaa vya usafi wa mikono.
2. Igiza hatua za kunawa mikono.

Tabia njema

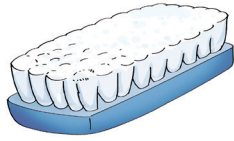
Osha mikono kwa maji yanayotiririka.



FOR ONLINE USE ONLY
DO NOT DUPLICATE

Usafi wa miguu na kucha

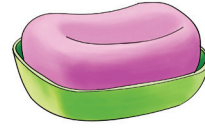
Vifaa vya kusafishia miguu na kucha



brashi




jiwe la kusugua miguu



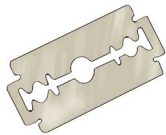
sabuni



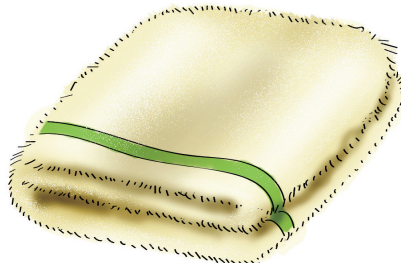
kikata kucha



beseni



wembe



taulo

Hatua za kusafisha miguu na kucha

I. Kukata kucha



Vidole vyenye kucha ndefu

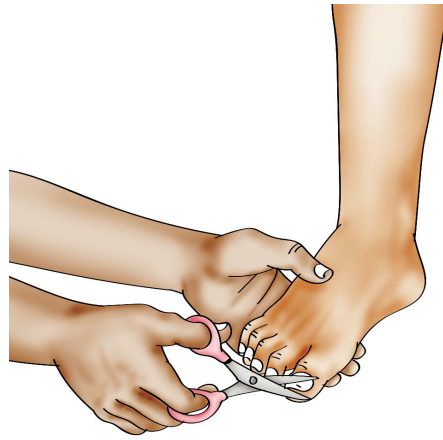


Kukata kucha kwa kutumia wembe

FOR ONLINE USE ONLY
DO NOT DUPLICATE



Kukata kucha kwa kutumia
kikata kucha



Kukata kucha kwa
kutumia mkasi

2. Kuosha miguu na kucha



Kusugua miguu



Kusugua kucha



Kukausha miguu

Zoezi la 5

Jibu maswali haya.


1. Taja vifaa vya kusafishia miguu.
2. Taja hatua za kusafisha miguu na kucha.



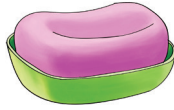
FOR ONLINE USE ONLY
DO NOT DUPLICATE

Kuoga


Vifaa vya kuogea



taulo




sabuni



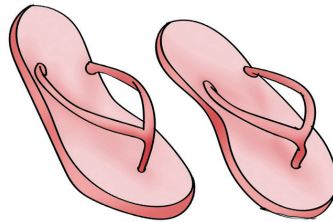
kitambaa



dodoki



beseni




kandambili



kopo

Hatua za kuoga

1



Kuvua nguo

2



Kujimwagia maji

FOR ONLINE USE ONLY
DO NOT DUPLICATE

3



Kujipaka sabuni

4



Kujisugua kwa dodoki

5



Kujisuza kwa maji

6



Kujikausha maji kwa taulo

Zoezi la 6

Jibu maswali haya.

1. Taja vifaa vya kuogea.
2. Igiza vitendo vya kuoga na kukausha mwili.

FOR ONLINE USE ONLY
DO NOT DUPLICATE

Sura ya Tatu

Chakula bora




Katika sura hii utajifunza vipengele hivi


1. Aina ya vyakula vinavyoliwa asubuhi, mchana na jioni.
2. Jinsi ya kusafisha tunda.
3. Madhara ya kula tunda lisilosafishwa.

Vyakula vinavyoliwa asubuhi, mchana na jioni

Wimbo



1. Tule chakula vizuri
Tule asubuhi, mchana na jioni x 2
Asubuhi kunywa maziwa na
viazi, chai na mihogo x 2



2. Mchana twaweza kula ugali na wali
Samaki, nyama, pamoja na matunda x 2
Jioni twaweza kula ndizi nyama.
Ugali na wali tulale salama jamani x 2



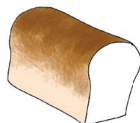
3. Tule vyakula vyote hivi kwa afya
Tukiwa na afya twahesabu vema x 2
Waweza pia kusoma vizuri jamani.
Twaweza cheza bila shida kwa furaha x 2



Vyakula vinavyoliwa asubuhi



uji



mkate



maandazi



maziwa




mboga za majani



mihogo



chai



viazi



maji ya kunywa



ndizi

FOR ONLINE USE ONLY
DO NOT DUPLICATE

Vyakula vinavyoliwa mchana



Vyakula vinavyoliwa jioni



Zoezi la 1

Jibu maswali haya.

1. Taja vyakula unavyokula wakati wa asubuhi.
2. Taja vyakula unavyokula wakati wa mchana.
3. Taja vyakula unavyokula wakati wa jioni.

Kanuni za kula chakula

1



Kunawa mikono kabla ya kula kwa maji yatirikayo

2



Kukaa kwa utulivu ukikielekea chakula wakati wa kula

3



Kunawa mikono baada ya kula

4




Kusafisha mdomo baada ya kula

FOR ONLINE USE ONLY
DO NOT DUPLICATE

Faida ya kula matunda yaliyosafishwa

Hatua za kusafisha matunda




Kuokota tunda



Kuandaa vifaa vya kusafishia tunda. Maji safi na salama, bakuli na kikombe



Kusafisha tunda



Kula tunda lililosafishwa



Kuwa na afya njema na kucheza kwa furaha

Zoezi la 2

Igiza vitendo vya kusafisha na kula tunda lililo safi.



FOR ONLINE USE ONLY
DO NOT DUPLICATE

Madhara ya kula matunda bila kusafisha



FOR ONLINE USE ONLY
DO NOT DUPLICATE



Wimbo

Usile tunda bila kuosha
Utaumwa tumbo x 2

Usile tunda bila kuosha
Utatapika x 2

Usile tunda bila kuosha
Utaharisha x 2

Zoezi la 3

Jibu maswali haya.

1. Unaosha matunda kwa kutumia _____
2. Taja madhara matatu utakayopata ukila tunda bila kuliosha.

FOR ONLINE USE ONLY
DO NOT DUPLICATE

Sura ya Nne

Maji na afya zetu



Katika sura hii utajifunza vipengele hivi

1. Maji safi na salama.
2. Madhara ya kunywa maji yasiyo salama.




FOR ONLINE USE ONLY
DO NOT DUPLICATE

Maji ni muhimu katika maisha. Unaweza kupata maji kutoka sehemu mbalimbali. Sehemu hizo ni kama mito, mabomba na visima.

Maji safi na salama

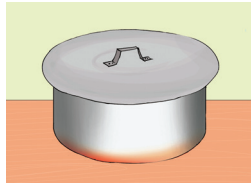
Hatua za kupata maji safi na salama

1



Kuchemsha maji

2



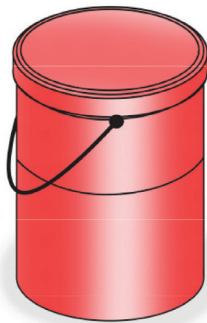
Maji yanapoa

3



Kuchuja maji

4



Kuhifadhi maji kwenye chombo safi

5



Kunywa maji safi na salama

FOR ONLINE USE ONLY
DO NOT DUPLICATE

Madhara ya kunywa maji yasiyo salama

Wimbo

1. Usinywe maji yasiyo salama
Utaumwa tumbo x 2
2. Usinywe maji yasiyo salama
utatapika x 2
3. Usinywe maji yasiyo salama
Utaharisha x 2

Unywaji wa maji yasiyo salama





FOR ONLINE USE ONLY
DO NOT DUPLICATE
Madhara ya kunywa maji yasiyo salama



FOR ONLINE USE ONLY
DO NOT DUPLICATE



Zoezi

Jibu maswali haya.

1. Taja vyanzo vitatu vya maji.
2. Unywaji wa maji yasiyo safi na salama husababisha (a) _____ (b) _____ (c) _____

FOR ONLINE USE ONLY
DO NOT DUPLICATE

Sura ya Tano

Virusi vya Ukimwi na UKIMWI

Vitu vinavyochangia maambukizi ya VVU



FOR ONLINE USE ONLY
DO NOT DUPLICATE

VVU na UKIMWI

VVU ni kifupi cha maneno Virusi vya Ukimwi.

UKIMWI ni kifupi cha Upungufu wa Kinga Mwilini.

Wimbo

VVU ni virusi vya Ukimwi
jamani

UKIMWI ni nini jamani?
UKIMWI ni upungufu
upungufu wa kinga
mwilini jamani x 2

Tusichangie wembe,
sindano na mswaki x 2

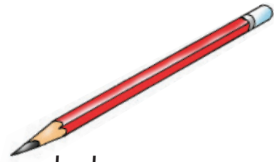
Tusichangie chanuo,
kitana na pini x 2

Tukichangia hivyo
tutapata UKIMWI x 2



FOR ONLINE USE ONLY
DO NOT DUPLICATE


Angalia picha hizi kisha jibu swali linalofuata.



kalamu




mswaki



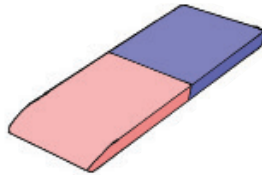
kitana



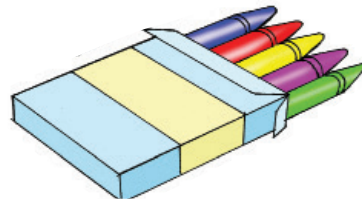
chanuo



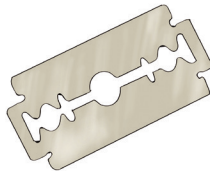
daftari



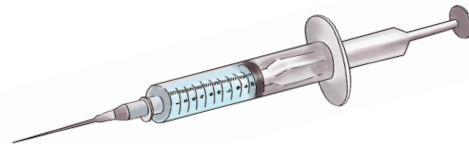
kifutio



rangi



wembe



sindano

Zoezi

Taja vitu vinavyochangia maambukizi ya Virusi vya Ukimwi.

FOR ONLINE USE ONLY
DO NOT DUPLICATE

Sura ya Sita

Huduma ya kwanza

Sanduku la huduma ya kwanza



Katika sura hii utajifunza vipengele hivi

1. Maana ya huduma ya kwanza.
2. Sanduku la huduma ya kwanza.
3. Ajali zinazotokea katika mazingira yetu.
4. Kutoa taarifa ajali inapotokea.

Maana ya huduma ya kwanza

Wimbo

Huduma ya kwanza x 2

Ni msaada

Huduma ya kwanza x 2

Ni msaada

Unaotolewaaa x 2

Ni msaada

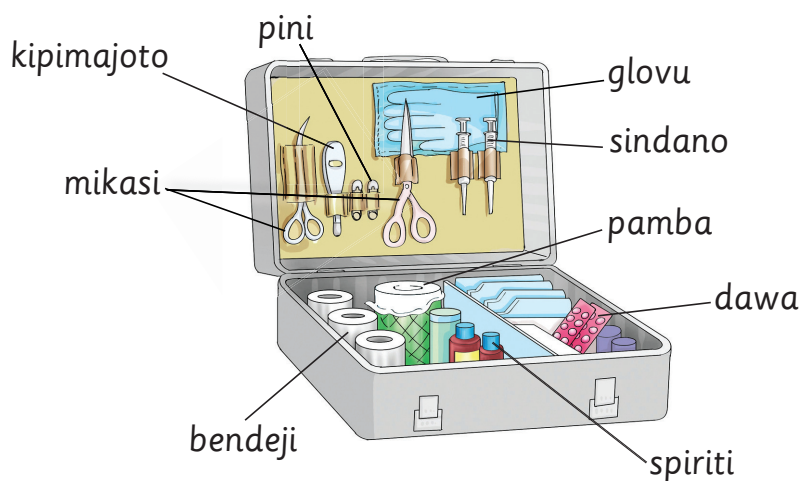
Kwa mgonjwa x 2

Ni msaada

Kabla ya kwenda hospitalii x 2

Ni msaadaaaaaaa

Vifaa vilivyomo kwenye sanduku la huduma ya kwanza



FOR ONLINE USE ONLY
DO NOT DUPLICATE

Zoezi la 1

Jibu maswali haya.


1. Sanduku la huduma ya kwanza lina alama gani?
2. Taja vifaa vilivyomo kwenye sanduku la huduma ya kwanza.




FOR ONLINE USE ONLY
DO NOT DUPLICATE

Ajali zinazoweza kutokea katika mazingira yetu


1




2



3



4



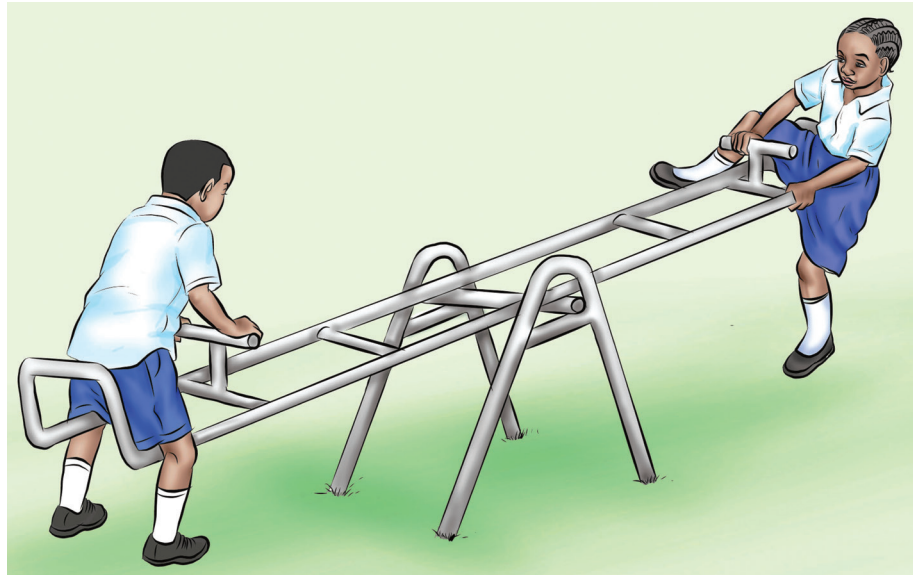


FOR ONLINE USE ONLY
DO NOT DUPLICATE


Kutoa taarifa ajali inapotokea

Tazama picha hizi kisha jibu maswali

1




2



3



4



Maswali

1. Utafanya nini ajali itakapotokea?
2. Mwalimu alimsaidiaje mwanafunzi aliyeyumia?



FOR ONLINE USE ONLY
DO NOT DUPLICATE

Tazama picha hizi kisha jibu maswali.

1




2



FOR ONLINE USE ONLY
DO NOT DUPLICATE

3



4



Zoezi la 2

Jibu maswali haya.

1. Ni kitendo gani katika picha ya kwanza kinachosababisha ajali?
2. Taja ajali mbili zinazoweza kutokea nyumbani.
3. Ukipata ajali shuleni utatoa taarifa kwa nani?

FOR ONLINE USE ONLY
DO NOT DUPLICATE

Sura ya Saba


Mazingira yetu

Katika sura hii utajifunza vipengele hivi

1. Mazingira safi na machafu.
2. Jinsi ya kufanya usafi nyumbani na shuleni.
3. Jinsi ya kuokota takataka na kuzitupa sehemu husika.
4. Mazingira hatarishi.
5. Vitendo hatarishi.
6. Vitu hatarishi.


Mazingira safi na machafu

1 Mazingira safi



Nyumba safi

Mazingira machafu

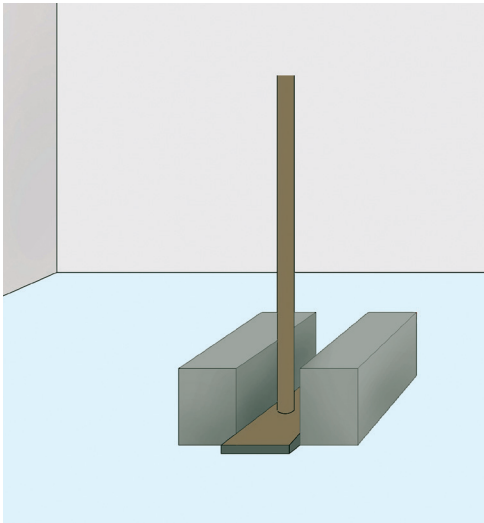


Nyumba chafu



FOR ONLINE USE ONLY
DO NOT DUPLICATE

2



Choo kisafi



Choo kichafu

3



Chumba kisafi




Chumba kichafu

FOR ONLINE USE ONLY
DO NOT DUPLICATE

4



Darasa safi



Darasa chafu

FOR ONLINE USE ONLY
DO NOT DUPLICATE

Vifaa vya kufanyia usafi wa nyumbani na shuleni

Vifaa vya usafi



Wimbo

Mazingira ni nini jama?




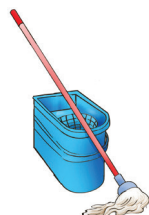



Mazingira ni vitu vyote
vinavyotuzunguka x 2

Tutunze mazingira ya shule
Kwa kupanda miti na maua
Tufagie madarasa na maeneo yote
Tuyapende, tuyatunze na
kuyalinda mazingira

Tutunze mazingira ya nyumbani
Tufagie eneo lote la nyumbani
Tuyapende, tuyatunze
na kuyalinda mazingira x 2

Zoezi la 1

Oanisha vifaa na matumizi yake.
Mfano Kitambaa - kufutia vumbi

Vifaa	Matumizi
1 	a. Kufagia
2 	b. Kuweka takataka
3 	c. Kufutia vumbi
4 	d. Kudekia
5 	e. Kukata nyasi ndefu



FOR ONLINE USE ONLY
DO NOT DUPLICATE

Usafi wa nyumbani



Usafi wa shuleni

Hatua za kufanya usafi shuleni





FOR ONLINE USE ONLY
DO NOT DUPLICATE

3



4



Zoezi la 2

Jibu maswali haya.

1. Taja vifaa vya kufanyia usafi nyumbani na shuleni.
2. Igiza vitendo vya kufanya usafi.



Mazingira hatarishi

1



2



3



4






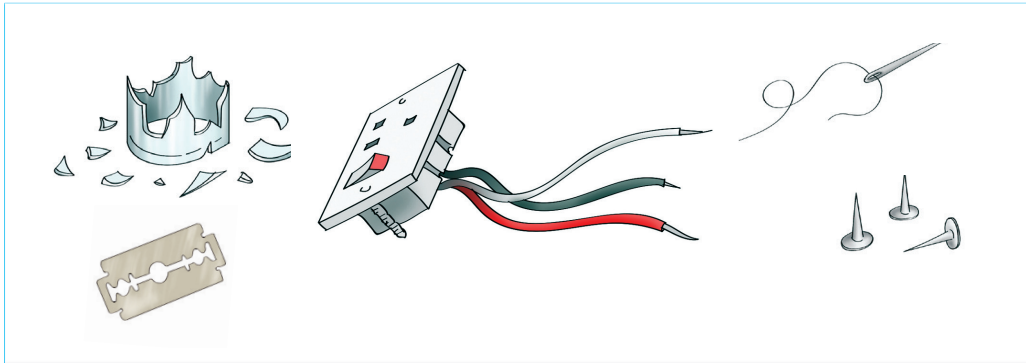
FOR ONLINE USE ONLY
DO NOT DUPLICATE

Zoezi la 3

Jibu swali hili.

Taja mazingira matatu hatarishi.

Vitu hatarishi



Wimbo

Vitu vya hatari watoto
tusichezee x 2

Vitu kama wembe, sindano
kisu na chupa

Watoto tusichezee moto
vipande vya vyuma
na makopo

Watoto tusichezee.



Zoezi la 4

Jibu swali hili.

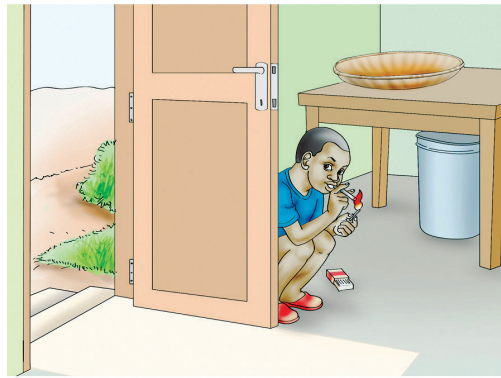
Taja vitu hatarishi vilivyopo kwenye mazingira yako.

Vitendo hatarishi

1




2



3



4





FOR ONLINE USE ONLY
DO NOT DUPLICATE

Wimbo

Vitendo hivi hatarishi x 2

Kubeba mizigo mizito x 2

Kiitikio Vitendo hivi hatarishi x 2
Kuvuta sigara x 2

Kiitikio Vitendo hivi hatarishi x 2
Kuvuta bangi x 2

Kiitikio Kitendo hiki hatarishi x 2
Kurubuniwa x 2

Kiitikio Vitendo hivi hatarishi x 2
Kucheza barabarani x 2

Kiitikio Vitendo hatarishi
Huhatarisha maisha yetu x 3

Zoezi la 5

Jibu maswali haya.

1. Taja vitendo hatarishi katika mazingira yako.
2. Unawezaje kujiepusha na mazingira hatarishi?
3. Utafanya nini ukimuona rafiki yako anacheza barabarani?

FOR ONLINE USE ONLY
DO NOT DUPLICATE

Sura ya Nane

Viumbe hai katika mazingira yetu



Katika sura hii utajifunza vipengele hivi




1. Aina mbalimbali za wanyama.
2. Faida za wanyama.
3. Aina mbalimbali za mimea.
4. Faida za mimea.



FOR ONLINE USE ONLY
DO NOT DUPLICATE

Wanyama

Angalia picha hizi kisha jibu maswali yanayofuata.



Zoezi la I

Jibu maswali haya.

1. Taja majina ya viumbe ulivyovitambua.
2. Taja wanyama wanaopatikana nyumbani.








FOR ONLINE USE ONLY
DO NOT DUPLICATE

Faida za wanyama


Aina ya mnyama

Faida



Aina ya mnyama

Faida



Zoezi la 2

Jibu maswali haya.





1. Taja mnyama anayetupatia maziwa.
2. Chora picha ya mnyama anayepatikana katika mazingira yako.

FOR ONLINE USE ONLY
DO NOT DUPLICATE

Mimea

Kuna aina mbalimbali za mimea

Angalia picha hizi kisha jibu swali linalofuata.







Taja majina ya mimea iliyopo hapo juu.

Zoezi la 3

Taja majina ya mimea unayoifahamu.

Faida za mimea

Aina za mimea	Faida
	
	
	

Zoezi la 4






Jibu maswali haya.

1. Taja majina mawili ya mimea inayopatikana nyumbani.
2. Taja faida za mimea hiyo.
3. Chora picha ya mmea unaoufahamu.






Vitabu vingine kutoka Taasisi ya Elimu Tanzania







Darasa la Kwanza



Darasa la Pili



Darasa la Tatu



ISBN 978-9987-09-313-7



9 789987 093137